


Latinus 159



M234 RF



M 234 RF
 ø 187 mm H 60 mm

Type nr.		Citizen LED	
Photometric		Beam angle	
Type	code		Data
M234	C1000	114°	C-05

Recess

UK Methusalem fixtures of Recess series, made of aluminum, have the CLT label that guarantees the luminous flux, light color and lifespan.

NL Methusalem armaturen type Recess uit aluminium, voorzien van het CLT label dat garant staat voor behoud van lichtstroom, lichtkleur en levensduur.

D Methusalem leuchten type Rhesus aus alu. Design-kühlkörper mit CLT label. Dadurch wird der lichtstrom, Lichtfarbe, und die Lebensdauer garantiert.

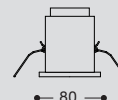
Design: Egbert Keen

Tellus 64



M246 RF

Type nr.		Citizen LED	
Photometric		Beam angle	
Type	code		Data
M246 RF	C4130	20°	C-01
	C4230	32°	
	C4330	43°	



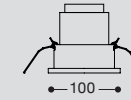
M 246 RF
 ø 65 mm H 75 mm

Tellus 79



M248 RF

Type nr.		Citizen LED	
Photometric		Beam angle	
Type	code		Data
M248 RF	C4430	25°	C-12
	C4530	36°	
	C4630	50°	



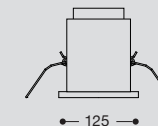
M 248 RF
 ø 80 mm H 75 mm

Minos 99



M238 RF

Type nr.		Xicato LED	
Photometric		Beam angle	
Type	code		Data
M238 RF	XE 30	21°	X-03
	XC30	41	
	XD30	56	



M 238 RF
 ø 100 mm H 75 mm

DATA Matrix

Code	mA	Lm	Lm/W	Vf	W	K	CRI
C-01	350	386	121	9,1	3,2	3000	85
	500	524	110	9,5	4,7	3000	85
X-03	350	1105	119	29,3	9,3	3000	85
	500	1490	110	30,0	13,6	3000	85
C-05	350	1680	139	34,5	12,1	3000	85
	500	2331	131	35,1	17,7	3000	85
C-12	250	1159	131	34,7	8,7	3000	85

Drivers

pag. 58-61

RAL 9018	
RAL 6034	
RAL 7037	
Special	RAL

Methusalem

KEEN
 Lichtdesign





M234 HL.01.C1000 Ø 159 H 2000



Driver inside

RAL 9018	
RAL 6034	
RAL 7037	
Special	RAL

Methusalem

Latinus

UK Methusalem fixtures of the Latinus series, made of aluminum, have the CLT label that guarantees the luminous flux, light color and lifespan.

NL Methusalem armaturen type Latinus uit aluminium, voorzien van het CLT label dat garant staat voor behoud van lichtstroom, lichtkleur en levensduur.

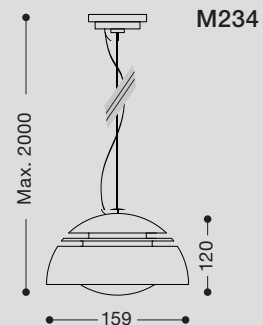
D Methusalem leuchten type Latinus aus alu. Design-kühlkörper mit CLT label. Dadurch wird der lichtstrom, Lichtfarbe, und die Lebensdauer garantiert.

Design: Egbert Keen



M234 WL.01.C9630 Ø 159 H 300

Lm	mA	Beam Angle	W	K	CRI
2330	500	114°	17,7	3000	85



M234 TL.01.C9630 Ø 159 H 650



M234 VL.01.C9630 Ø 159 H 2000